
 <b>HEALTH, SAFETY &amp; ENVIRONMENTAL MANUAL</b>	<b>11.1 Hot Mix Asphalt Program</b>				
	Initial HIRA Score:	<b>15</b>	Residual HIRA Score:	<b>5</b>	Critical Task: <b>No</b>
	Procedures: <b>12.1.1</b>				
	Revision Number: <b>R0</b>		Number of Pages: <b>2</b>		
	Revision Date:	Approval Date: 10/01/2024	Effective Date: 10/01/2024	SIGNATURE: 	

## HOT MIX ASPHALT

### PURPOSE

J-AAR conducts milling and paving operations as part of the Civil Infrastructure group, however the asphalt plant, although managed by the Civil Infrastructure group, is included as part of the Materials section in this Manual.

The following information below is to be read in conjunction with Safe Work Procedures for asphalt paving and milling.

### ASPHALT MILLING AND PAVING

#### General



- Ensure everyone working on the task understands their roles, responsibilities, and actual/potential hazards.
- Any unsafe conditions including defective equipment or PPE must be reported to J-AAR supervision immediately.
- The most experienced rake person shall work closest to traffic with the least experienced working in the most protected areas.
- Always use the buddy system to help your crew members spot potential hazards they might not notice while working.
- Unless authorized to operate by J-AAR supervision/management, no one is permitted on the screed platform or paver.
- Always follow the manufacturer's instructions when operating equipment
- No headphones/cell phone use while paving operations are underway.

#### Traffic Control

- All traffic control measures must be implemented as per Ontario Traffic Manual - Book 7
- All traffic control personnel must be trained and competent.

#### Equipment

- Never leave equipment unattended while in operation – this includes the paver while it is heating.
- Operators must signal the crew any time they resume movement after being stationary for some time.
- Never operate the paver at a pace which could put the crew in an unsafe situation.
- Try and keep 10m of safe space around operating paving equipment. Operators are to slow down if this is not achievable.
- A pre-use inspection of all equipment required for the task must be completed before work commences. If anything is found to be defective, note it on the inspection. Lockout any equipment that is hazardous for use. Notify J-AAR supervision as soon as you can.

 <p><b>HEALTH, SAFETY &amp; ENVIRONMENTAL MANUAL</b></p>	<b>11.1 Hot Mix Asphalt Program</b>				
	Initial HIRA Score:	<b>15</b>	Residual HIRA Score:	<b>5</b>	Critical Task: <b>No</b>
	Procedures: <b>12.1.1</b>				
	Revision Number: <b>R0</b>		Number of Pages: <b>2</b>		
	Revision Date:	Approval Date: 10/01/2024	Effective Date: 10/01/2024	SIGNATURE: 	

## HOT MIX ASPHALT

If possible, never put yourself in the equipment's path of travel. Always stay out of harm's way or its path of travel of mobile equipment.

### Night Work

- Ensure temporary lighting is adequate for the task.
- Ensure lighting does not create a new hazard by aiming the light in a way which may blind oncoming traffic.
- Ensure all workers are wearing appropriate PPE for night work.

### Signalers

- Required for reversing vehicles.
- Required if dump trucks or equipment may encroach on the overhead utility line setbacks.

### External Factors

- Asphalt paving cannot happen in very wet conditions.
- Be very aware of heat stress during asphalt paving tasks.